




ROSSKOTE'S

DEFINITIVE GUIDE

TO POWDER COATING YOUR RIMS



OVERVIEW

of the definitive guide

Why the guide.....	3
Our Mission	4
Getting Started.....	5-11
More on Powder Coating....	12-18
Summary.....	19
About RossKote.....	20-23

WHY THE GUIDE

**GETTING WHAT YOU NEED
EASILY.**

Let's face it, you're busy.

We created this guide to help you navigate the process of powder coating your rims. You may be on the fence about buying something new or staying with what you got.

So, how do you know what's best for you?

The concise guide let's you know what you gotta do in order to get what you think you want done without having to call your local powder coater and ask a million questions.

So...! Lets get started.

A close-up, black and white photograph of a vehicle's tire and wheel. The tire has a prominent tread pattern. The wheel is partially visible. The background shows the side of the vehicle. The text is overlaid on the image.

Our Mission

**MAKING YOUR METAL
POSSESSIONS LOOK
AS GOOD AS YOU
NEED THEM TO
PERFORM**

MAUIPOWDERWORKS.COM



GETTING STARTED

First, Get the details.

All types of metal can be powder coated such as alloys, aluminum, steel, etc. Typically powder coaters will work on all native, domestic made, after market imports and brands. Depending on the level of deterioration chrome wheel restoration can be on a case by case basis.

More and more people choose powder coating for its exceptional durability, scratch and chemical resistant coatings.

The process is more economical and environmentally friendly than you may think.

The next section takes through the steps you will need to get going on your rims project.



STEP 1

Size matters, measure your rims.

Most powder coaters will ask for the size of your rims because it will help determine the cost and the amount of powder needed for the job.

You will want to give them, at the minimum, the diameter and preferably the width or depth of the wheel if you know it, particularly if it is deep.

Also let them know if there will be a reveal on the inside, that way they know that the rim will need full and complete coverage. Use a measuring tape and measure across (the diameter). It doesn't matter if it's moped, motorcycle, or auto rims it's all done the same way.

Next, measure the depth of the rim. That is across from rim lip to lip, in other words, the channel where the tire covers.



STEP 2

Inspect all rims.

Take notes and pictures of any curb rash, metal irregularities, flaking, corrosion, and dents.

That way when your coater asks, and he will, you will be able to describe the condition they are in.

Remember, you want to get the most accurate quote possible, and hopefully no surprises in the final bill. Share as much info as you can. Be upfront about the damage.



STEP 3

Pick your color, be specific.

Some know exactly what they want, while others are unsure. Think about how the color will look on your car or truck. Are you looking for contrast or would you prefer something matching or blended? Do some looking online or on powder sites like Prismatic Powders.

Just like house paint, each supplier has their own unique custom palette. There are literally thousands of colors and creators of color. If you find a color you like write down the specific name or code as well as the supplier it came from.

Doing image searches on google is good but beware that the user posting the picture could say it's "black chrome wheels powder coat" but that may not be exactly what it is. It's possible that your coater might know the color from the image but why risk showing up with an image that has no company color name or code description linked to it.



STEP 4

Budget for your style.

There are several ways to apply powder. One of the more popular ones is called two-tone which is a two-color contrast typically produced by masking off areas of the rim.

There are illusions, shimmers, metallics and more. See more on powder and colors by clicking [this link](#).

As expected the more exotic your approach to your project the more expensive you can expect the powder coating to be. Powders are costly and have to be flown using UPS or 3rd-party shippers.



STEP 5

Determine your approach.

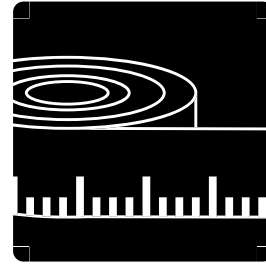
Coaters will either offer drive-in service or they won't. Know this before you book. Some offer complete rim repair, polishing and balancing so be sure to check with them about which services they offer because they are not all the same.

If you're the DIY-type you could probably handle this yourself, if you have a soft touch and the right equipment.


To see how-to-prep-your-rims-before-powder-coating click [here](#).

REVIEW


STEP BY STEP



Measure. Diameter + Depth



Pick Color to Contrast or Compliment



Pick a Style that Reflects You



Budget it-Basic vs Custom



Consider the Best Way



ABOUT POWDER COATING

The quick basics.

Powder coating is a surface coating process that, unlike liquid paint, is applied through electrically charging paint particles to a metal substrate like aluminum, steel, iron. Once adhered to the surface the object is then baked(cured) in the oven typically at around 400 degrees. The process is superior for everyday items like rims, auto, and motorcycle parts as well as new metal fabrication like gates, railings, and other restoration projects.

A 5-stage restoration process is what you should expect when restoring:

1. Stripping
2. Blasting
3. Metal Prep
4. Powder Coating
5. Inspection and Packaging



COLORS & POWDERS

Which is best.

Powder coating powders come in a variety of types and kinds.

For your everyday automotive projects, outdoor-rated powders like TGIC, Polyesters, and Urethanes are the best.

They come in a variety of color selection including smooth, textured, candies and translucent. Smooth finishes come in Super Mirror, Semi-gloss, Satin, and Matte.

They can be applied based on the demand of performance or the specific purpose of the installation.



YOUR PERSONAL STYLE

Choosing what's best for you.

Defining your style is important to know when you're finally ready to drop off your rims.

Are you wanting to continue with the continuity and style you already have? Or, are you looking for a quirky style all to yourself i.e. your own personal style, look or brand? Are you passionate about car culture or competing in shows?

Knowing what kind of customer you are will help your custom coater determine the type of service you're looking for when it comes to powder coating your rims.

From there they can direct you to the colors and powders that will fit perfectly with your style and budget.




WHAT'S TRENDING

The most requested custom wheel services.

According to a 2019 custom coater survey, the types of services customers are requesting is expanding.

Even though most said that the majority of customers are only wanting opaque, solid single stage colors in basic like blacks and whites. A surprising number, over 40%, said their customers were requesting two-stage transparent colors like illusions or flake overlays as well as two-tone effect applications. **If your thinking about getting your rims powder coated, consider a valuable opinion from your powder coater.**

Before you ask, make sure they offer powder coating rims as part of their regular lineup of services offered to customers. Not all will tell you that. Some specialize in car only customizing, rim repair and refinishing.



WORDS & TERMS

You Should Know.

White Metal-a term used in our industry to describe the condition of a perfectly prepped metal surface by sandblasting.

Media-used in sandblasting; it removes field coatings like paint, plating and galvanizing and preps the surface properly before powdering.

Metal Prep-additional step used to free surfaces of any existing decay like rust or corrosion on a microscopic level.

Masking-the process of using special heat resistant tape to mask off areas the customer doesn't want powder coated.

Sheen-different levels of shininess in the color finish ie. gloss, satin, matte, semi-gloss.

Raised Surface-the condition metal needs to have in order for the bonding process to be successful.



CHECKLIST

Most common questions to ask your powder coater.

How long does it take to powder coat rims? This answer will vary based on not just how busy they are but also how efficient their processing is. If you have a specific deadline see if they will commit or check online reviews from past customers. If you can't get a specific date then get a date range.

Can I drop my vehicle off for wheel refinishing? If they don't offer drive in service(many do not) then ask with they work with approved mechanics in the area to help you remove and install the tires when done.

Some areas of my project need to remain free of powder coating, how will you protect it? Mistakes can happen; make sure you cover this subject thoroughly.

Can I get an estimate? The answer should always be YES.



YOUR LOCAL COATER

What to look for.

Be sure to ask how they go about restoring your project. When you're working on your prized or sentimental rims project it's important to know that you're getting it done right. Most quality custom coaters use a 5-stage restoration process. For more on this see the about powder coating page.

Ask them how long they have been coating or check out their reviews online. Because coating is project based, this is a good indication of consistency and well they treat their customers.

Look for is organization and workshop cleanliness. This may seem trivial at first but if your local coater doesn't work in a clean environment your powder coating could have flaws in it from dust and other contaminants.

Don't talk down or haggle price. Restoration is hard work!



SUMMARY

What do next.

Now you should have everything you need to get started.

For more on what to know before powder coating visit RossKote's blog.

There we discuss all of what we've covered in depth. <http://bit.ly/mpw-blog>

Take a look and get inspired by our gallery images. We feature the best portfolio images from our collection of work. <http://bit.ly/mpw-rims>

Connect with us via social media or subscribe to our YouTube channel. From life hacker tips to maintenance tricks, we cover it all here. <http://bit.ly/mpw-yt>



@mauipowderworks



2,558

Number of rims the Maui Powder Works Team has done.

81% MEN

19% WOMEN

Customer Breakdown

ABOUT MPW TEAM

MEET OUR TEAM



Ross Scott aka. RossKote

Owner-Founder. As a 20 year veteran of the painting and restoration industry, it was natural to turn to this side of the coatings business. Now, I want to share my expertise so that customers can navigate the process of powder coating and make the best choices for getting their projects done.



Ravin AhPuck

Lead Coater. One of the newest members, the 22-year old upstart joined the team in 2018. For him this experience is always in depth and hands on. He enjoys turning something from an eyesore into a work of art.



Kim Scott

Sales Marketing Specialist. Using mixed marketing strategies, she scaled her husband's small side business into a globally recognized company, tripling sales and fueling high growth over the last three years.

CONTACT DETAILS

Mailing address

142 Kupuohi St, Unit F5, Lahaina HI 96761


Email address

info@mauipowderworks.com

Phone number

(808) 667-9690





MAUI
POWDER WORKS

A B R A S I V E B L A S T I N G & P O W D E R C O A T I N G